

HUGE
www.hugedental.com

Tooth Mould Chart
Guide for Tooth Form and Size



KAIPLUS COMP

Practical Morphology and Enhanced Hardness

- ★ Innovative durable composite resin
- ★ Measured hardness over 40
- ★ Enjoy long-lasting wear resistance
- ★ Optimized translucency and brightness



Shandong Huge Dental Material Corporation

Add / No. 68 Shanhai Road, Donggang District, Rizhao City, Shandong Province,
276800, P.R. China.

Tel / +86 (633) 2277268 marketing@hugedental.com www.hugedental.com

Facebook Huge Dental

Instagram Huge Dental

Youtube Huge Dental

Your Partner in Prosthetic Dentistry

HUGE

PROVEN DENTURES WITH REWARDING EFFECT

Empowering dentists, patients and professional technicians, helping regain lovely smiles.



DIGITAL DENTURES

- >> Tooth moulds digitally available
- >> Large mould selection for individual needs
- >> Harmonious combination with denture bases



CONVENTIONAL DENTURES

- >> Vickers hardness over 44 with high wear-resistance
- >> Enhanced translucency and brightness
- >> Various moulds design for restoring functionality

ENHANCED FORMULA

Thanks to its spherical inorganic fillers with over 45% filling ratio, MAC resin reaches a dense structure and outperforms Cross Linked Resin in physical properties and esthetics.

SUBTLE CREATION BENEFITS FOR MANY

Patients-

Enjoy more dietary freedom without excessive concern about denture wear; Optimized brightness and translucency, help regain confidence in your smile.

Dentists-

Diverse moulds tailored to individual cases, providing increased options for aesthetic and long-term functional restoration.

Dental labs-

All teeth moulds digitally available for **3shape** & **exocad** facilitating easy digital denture workflow with improved hardness and superior polishing effects.

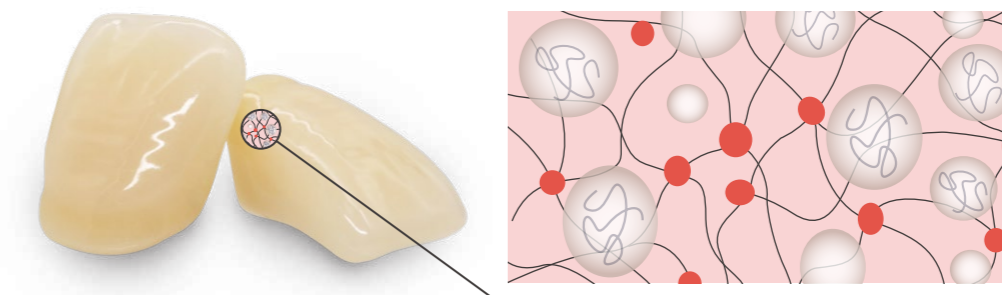
Superior Durability.
Boundless Potential.

MicroArmorComposite-innovative material for amazing effect. More well-loved morphology in Europe and America, familiar morphology and enhanced wear-resistance.

Durable Multilayer Structure

Innovative Technology for Extra Hard Teeth

KAIPLUS Composite Teeth are designed for aesthetic, long-lasting and functional dentures.



Enamel Layer

Micro Armor Composite Resin

Filled with spherical filler with over 45% filling ratio, the MAC is applied to the enamel layer for aesthetics and practicality.

HUGE advanced mold technology extends enamel to the lingual side, enhancing overall strength while ensuring both beauty and practicality.

Dentin Core & Back Incisal

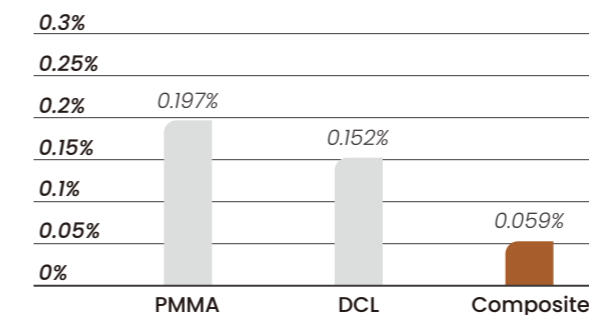
High-quality PMMA

Premium PMMA provides superior wear and stain resistance, with a natural incisal-to-cervical transition for a beautiful smile.

	PMMA	DCL	Composite ^[1]
Hardness HV0.2	18	22	40
Compressive strength MPa	313	370	380
Flexural strength MPa	120	130	138
Modulus of elasticity MPa	2235	2346	2580

Abrasion Resistance

Weight loss rate after 60,000 cycles with resin abrasives^[2]



[1] : Test Report, HUGE Dental, 2024

[2] : Third-party Test Report, 2024

Aesthetically Pleasing Effect

SUPERIOR DURABILITY! BOUNDLESS POTENTIAL!
Made from **Micro Armor Composite** material, improving translucency and brightness.



Stunning anterior tooth moulds, delivering incomparable natural esthetic effect

- >> Rich multi-layered design concept
- >> Lifelike surface texture
- >> Shiny and translucent incisal
- >> Harmonious shading transition when set up teeth
- >> A variety of shapes and shades to choose



Functional descriptions

- >> Wide neck form to cover individual structural elements
- >> Harmonious enamel layer around to allow free custom adjustment
- >> Mechanical de-edging produces perfect and translucent flanks

Functional Posteriors

Center on restoring occlusal function, the occlusal surface is multifunctionally designed to achieve flexible set-up.

Functional occlusion design



- >> Universally adaptable and reliable for all concepts of occlusal patterns with multifunctional occlusal surface design
- >> Easy and intuitive set-up with occlusion designed by the cogwheel principle
- >> Efficient set-up with precise and easy-to-find centric design
- >> Anatomical occlusal cusp design for 28° and non-anatomical for 0°



SEMI-ANATOMIC

28°: 30, 32, 34, 36, 30M, 30S, 32S, 36M

MAIST 28° posteriors show the same physical properties as DCL Anteriors and have a 28 degree cuspal inclination as well as an optimum degree of intercuspation in the centric position, providing for a wide area of indications in partial and complete dentures.



NON-ANATOMIC

0°: Z1, Z2

MAIST Z1 and Z2 are designed in accordance with mechanical principles rather than from the viewpoint of anatomic replication.

HUGE Digitalife™ Denture Solution

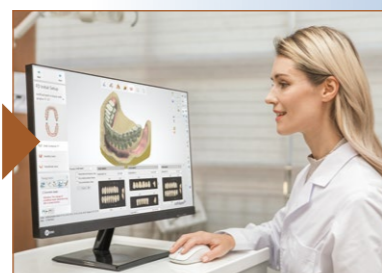
HUGE Digitalife™ is our state-of-the-art Digital Denture Design Concept. It features the harmonious integration of base and denture teeth.

We've now made our entire range of tooth libraries available for 3Shape and exocad. With our functional designs and aesthetically pleasing results, we hope both your professional team and your patients will appreciate the quality of dentures made from digitally fabricated bases and prefabricated teeth.




01 >> Oral Scan

i-Vinci Intraoral Scanners



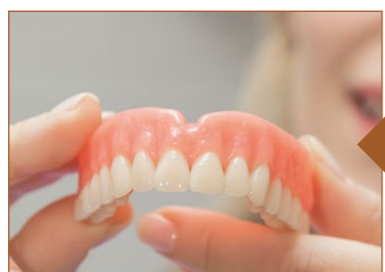
02 >> CAD Process

HUGE Tooth Libraries available in 3shape and exocad



03 >> Print Base

3D Denture Base Resin
3D Printer



05 << Great Result

Enjoy Perfect Smiles



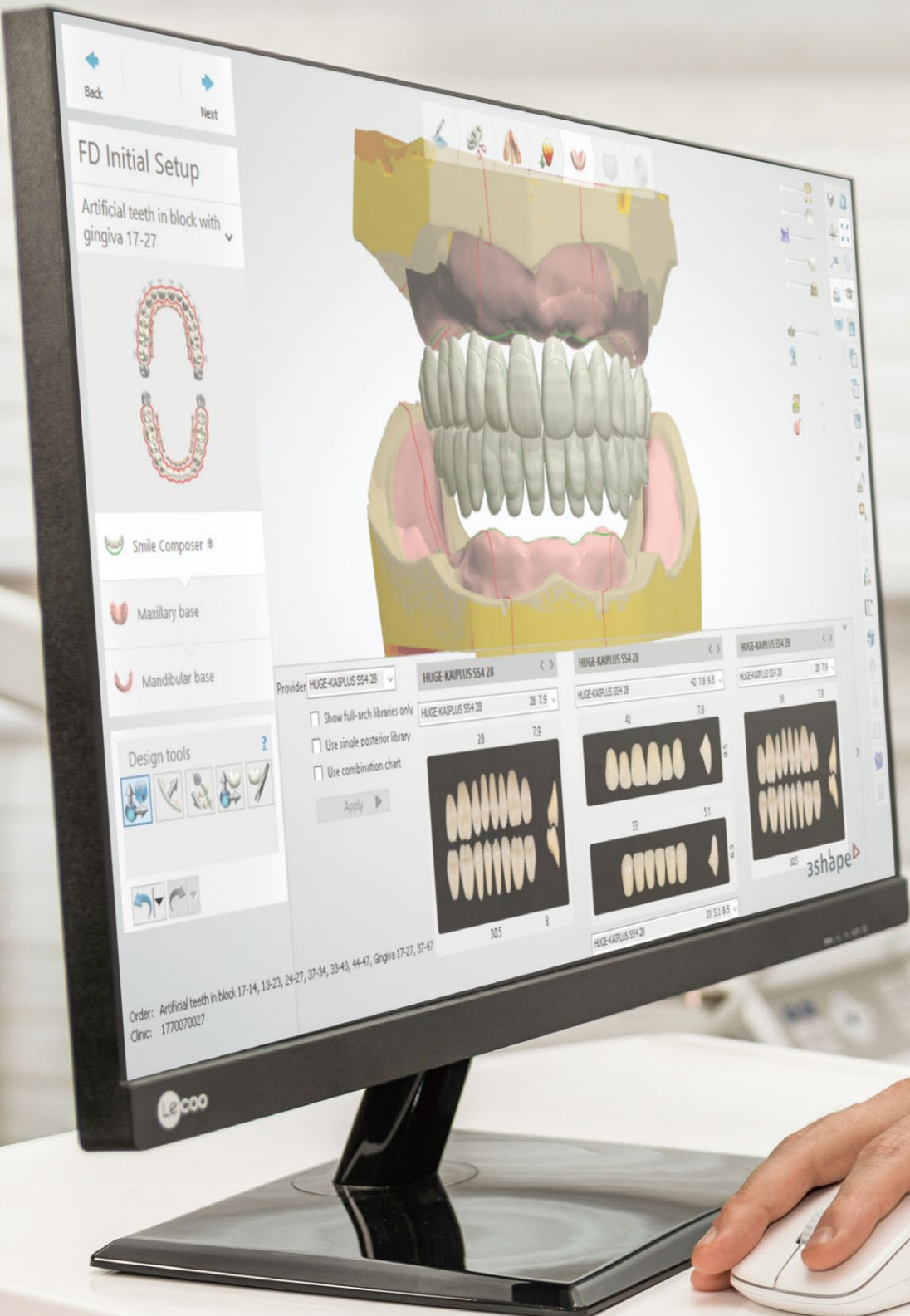
04 << Teeth Bonding


HUGE Prefabricated Synthetic Polymer Teeth
HUGE Digital Bond Kit



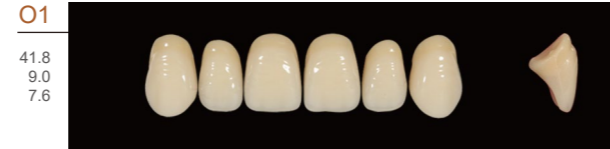
03 << Mill Base

HUGE Pink PMMA BLOCK
Milling Machine



3shape 
(available now)

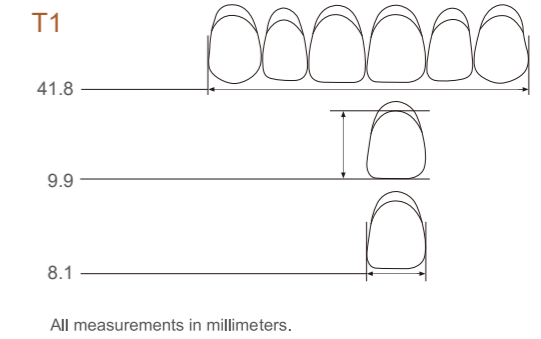
TOOTH MOULD CHART: EU/NA Version Based on MAIST Morphology



LOWER ANTERIORS



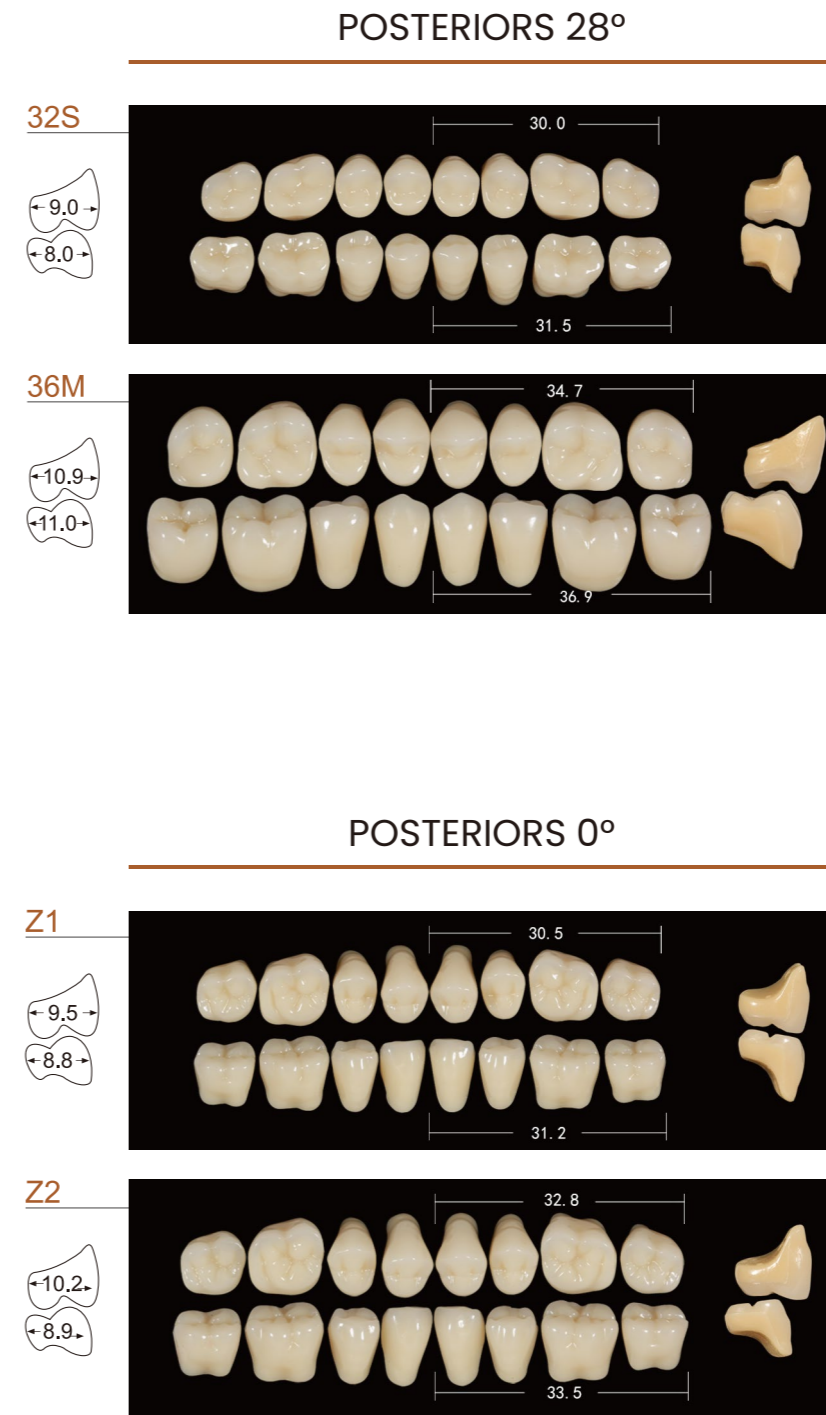
LOWER ANTERIORS



COMBINED ARTICULATIONS

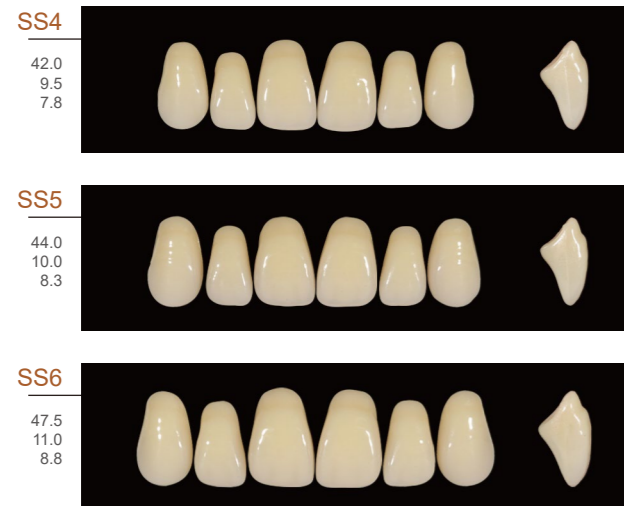
Anterior		Posterior			
Upper	Lower	A	B	C	D
S1	L1	30H	Z1	30M	30S
S2	L2	30H	Z1	30M	32S
S3	L2	34H	Z2		32S
S4	L3	34H	Z2		
T1	L1	30H	Z1	30M	30S
T2	L2	32H	Z2	30M	32S
T3	L5	34H	Z2	30M	32S
SS3	L6	34H	Z2		
O1	L1	30H	Z1		30S
O2	L1	30H	Z2		30S
O3	L2	34H	Z2	30M	
O4	L4	34H	Z2		

TOOTH MOULD CHART: EU/NA Version Based on MAIST Morphology

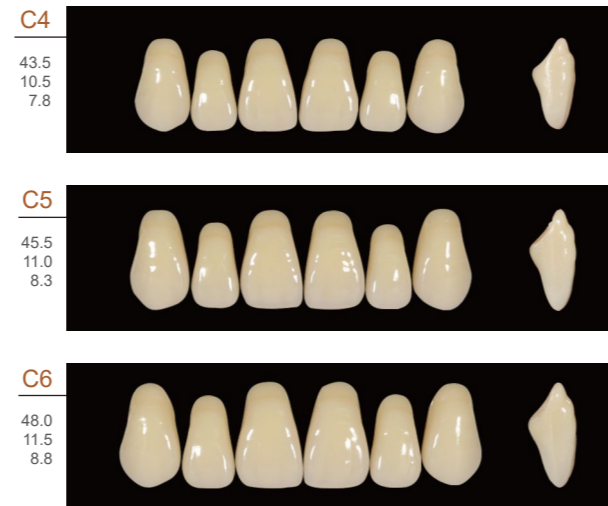


TOOTH MOULD CHART: Asia Version Based on Well-loved Morphology in Asia

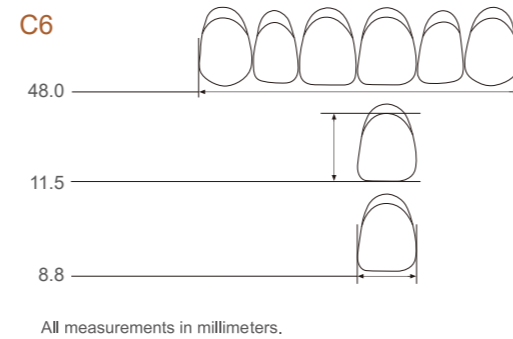
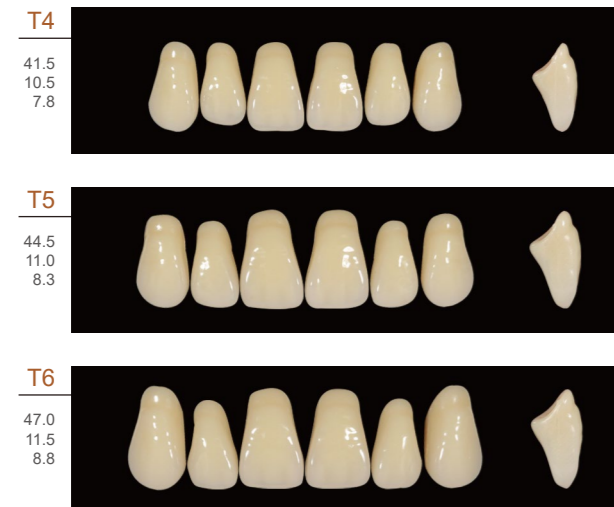
SHORT SQUARE



COMBINATION



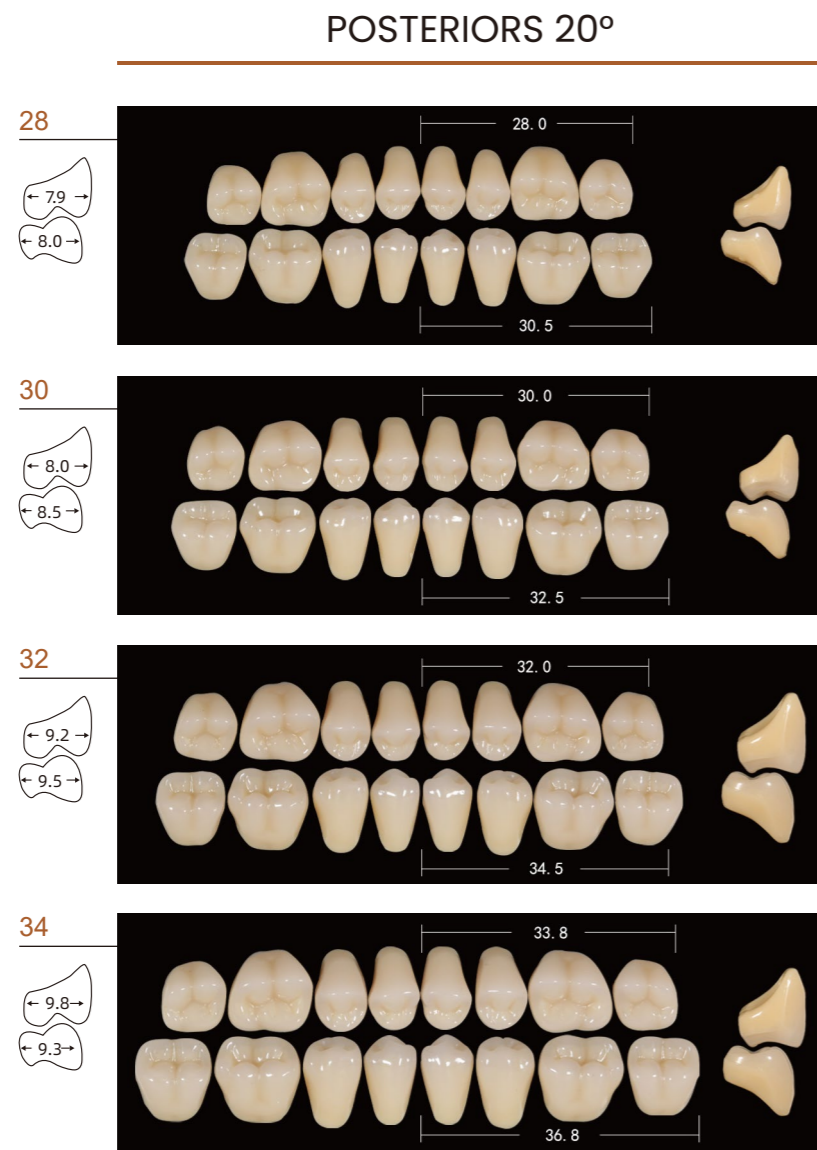
TAPERING



LOWER ANTERIORS



TOOTH MOULD CHART: Asia Version Based on Well-loved Morphology in Asia

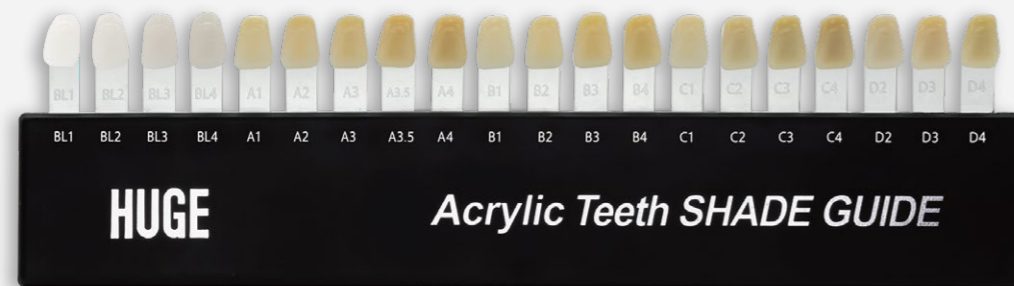


COMBINATED ARTICULATIONS		
Anterior		Posterior
Upper	Lower	20°
T4	T4	28
T5	T5	30
T6	T6	32/34M
C4	C4	28
C5	C5	30/34M
C6	C6	32
SS4	SS4	28
SS5	SS5	30/34M
SS6	SS6	32

Solutions

KAIPLUS EU/NA Version Based on MAIST Morphology

Guiding by natural aesthetics,
design the artificial teeth to bring back patients' confident smile and to impress.



Moulds

- >> 12 ×upper anterior moulds
- >> 6 ×lower anterior moulds
- >> 20 ×posterior moulds

Shades

- >> A1-A4, B1, C1, BL3

Packaging

- >> Anterior: 6×1×16/Box (6pcs/card, 16 cards/box)
- >> Posterior: 8×1×12/Box (8pcs/card, 12 cards/box)
- >> Full set: 28×1/Box (1 full set)

KAIPLUS Asia Version Based on Well-loved Morphology in Asia

Premium Denture Teeth Combined Aesthetics with Function.

Moulds

- >> 9 upper anterior moulds
- >> 9 lower anterior moulds
- >> 6 posterior moulds

Shades

- >> A1, A2, A3, A3.5

Packaging

- >> Anterior: 6×1×16/Box (6pcs/card, 16 cards/box)
- >> Posterior: 8×1×12/Box (8pcs/card, 12 cards/box)



6x1x16/box
(6 pcs/card, 16 cards/box)



8x1x12/box
(8 pcs/card, 12 cards/box)